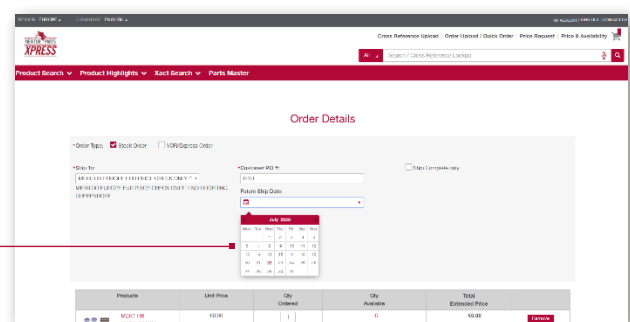
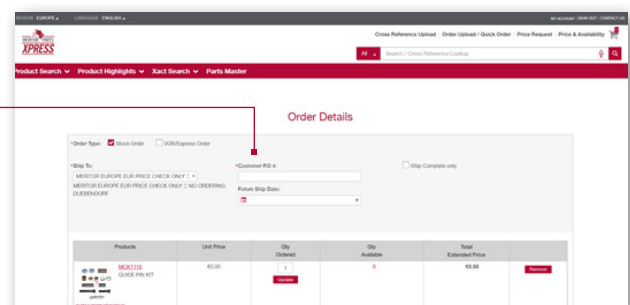
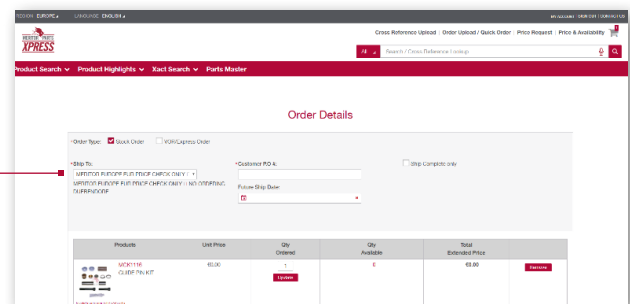
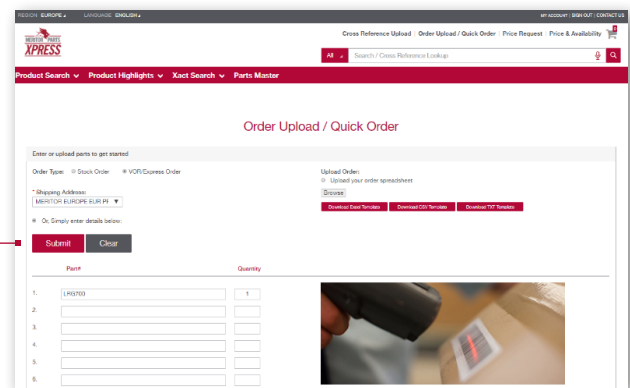


Meritor Parts Xpress

HOW TO PLACE AN ORDER

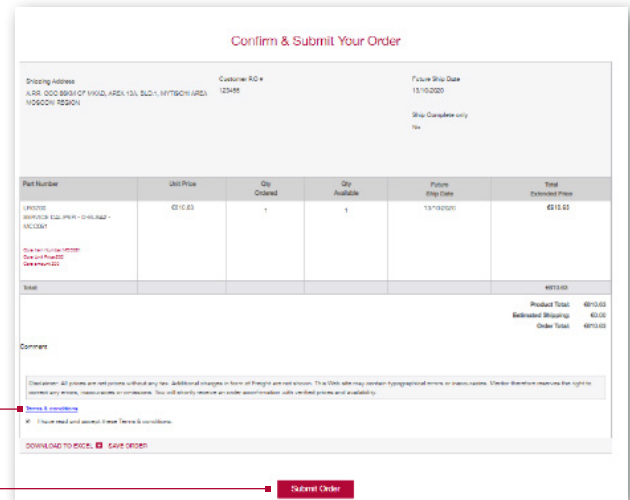
How To:

1. **Sign into MPX.**
2. Add part number and quantity in the provided fields, click on **Submit**.
3. In the header, select the **Ship To** address from drop down menu. If you have a new ship to location for **Stock Order** - please ask your Customer Service Rep to add it for you in our system first.
4. Add your **purchase order number** in the provided field.
5. Select your required **Shipping Date** and has to be in accordance with your weekly shipping schedule.



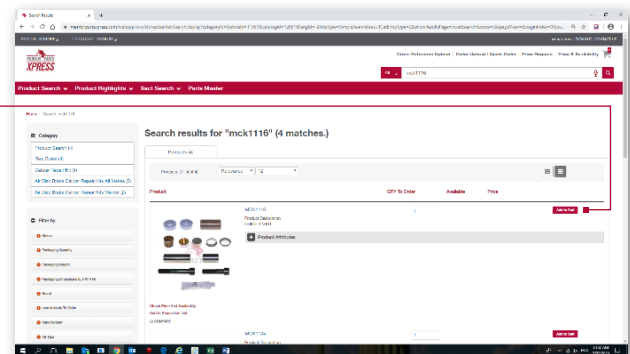
How To:

6. **Continue** and **submit** your order after **accepting the terms and conditions**.



Option 2

You can also place an order/add items to your cart from Item view, It will be added to your cart, proceed to submitting your order as normal.



Meritor Aftermarket Europe Limited
 Unit 1 Broad Ground Road
 Lakeside Industrial Estate
 Redditch
 Worcestershire B98 8YS, U.K.

Tel: +44 (0) 1527 506300
 or visit meritor.com

©2021 Meritor, Inc.
 All rights reserved.

Descriptions and specifications were in effect at the time of publication and are subject to change without notice or liability.